



# “TEENIE WEENIE WEINERY”

Sueann Burns

170 Mamie Hamilton Road

Bostic, NC 28018


828-980-3783

**Please do not hesitate to contact us at any time. No problem is too small**

## YOUR NEW TEENIE WEENIE

### 1. GOING HOME

- a. If you pick up your puppy at our kennel, we will supply you with a few days of food with instructions on feeding. If our ‘puppy nanny’ delivers your puppy she will give you a few days supply also. A general rule of thumb is to feed the dog an amount of food about the size of the dog’s head. **WE SUPPLY AND RECOMMEND DIAMOND SMALL BREED PUPPY FOOD. IF YOU LOOK AT THE FIRST FIVE INGREDIENTS OF A DOG FOOD YOU WILL COVER ABOUT 90% OF THE INGREDIENTS. INGREDIENTS ARE LISTED BY LARGEST AMOUNT TO SMALLEST. DIAMOND PUPPY HAS: (1. “REAL’ CHICKEN, 2. CHICKEN MEAL, 3. RICE, 4. CHICKEN FAT, 5. PEA PROTEIN, 6. EGG PRODUCT, 7. BARLEY AND 8. BEET PULP PLUS OTHER HIGH QUALITY PRODUCTS IN SMALLER QUANTITIES WHICH PROVIDE THE NUTRIENTS FOR A HIGH QUALITY AND BALANCED DIET!) For the price you will not find a higher quality dog food. **IF YOU SEE CORN AS A PRIMARY INGREDIENT.. PASS THAT FOOD UP! Please do not change your puppy’s food. This adds extra stress and causes additional intestinal problems- Again when you eat a strange food. You can find diamond small breed puppy at most Tractor Supply and many feed or farm supply stores. [www.diamondpet.com](http://www.diamondpet.com) has a list of local distributors.****



- b. **Water:** We have, I think good quality well water with a “good” taste; therefore, your puppy may need bottled water because of the chlorine smell and taste of municipal water supplies. **Make sure your puppy drinks plenty of water!**
- c. Your puppy is well socialized. They are raised in our house with the usual noise of a typical home. They have human interactions several times a day. Generally, they spend the first two weeks in our bedroom to insure the puppies survive. We often feed the smaller puppies supplemental meals because many times the larger siblings will push the smaller ones off their mother’s teats- “Survival of the fittest”!
- d. Your puppy is pretty well pad trained. If he/she becomes restless you can put a pad on the floor of the car and usually your puppy will use the pad. I would caution the use of rest areas because thousands of dogs have been there so all the diseases are there also. **PARVO IS EVERYWHERE, ESPECIALLY IN THESE COMMON AREAS FOR DOGS INCLUDING DOG PARKS AND PET STORES AND VETERINARY OFFICES.**
- e. **IF OUR PUPPY NANNY DELIVERS YOUR PUPPY OR** Once home play with your puppy but remember to allow him/her to rest. The first night the puppy may be upset in his new surroundings. If you allow your puppy to sleep with you which will usually calm him/her down, you will probably have a bedfellow for a long time. Keeping the puppy in a crate near your bed and even putting your hand in the crate will calm the puppy and within a day or two he can be moved to his/her own room. See crate training later.

### 2. THE FIRST FEW DAYS

- a. Watch your puppy for signs of diarrhea and bloody stool. The trip home and change of circumstances is stressful much as your vacation is and we know what happens when you travel. The stress can cause your puppy to develop coccidiosis, a protozoan in the gut that causes diarrhea and bloody stool. Usually this will clear up, we but require a vet visit within 48 hours for this very reason. This is not life-threatening as long as your puppy continues to eat and DRINK WATER. Serious problems may develop if your puppy becomes dehydrated.
  - b. You will need to arrange a visit to your veterinarian within 48 hours for a check up to insure the health of your puppy. Your vet may find intestinal 'worms' which is common in puppies and the treatment is routine. As a matter of fact you puppy has been treated for worms on a regular schedule here at The Weinery. Your vet may also find coccidiosis or similar protozoa again requiring simple treatment. **THESE CONDITIONS ARE NORMAL AND ARE NOT LIFE-THREATENING UNLESS THERE IS A SEVERE CASE CAUSING SEVERE DEHYDRATION!** Your vet will also vaccinate your puppy if that is needed. We also vaccinate here at The Weinery. You will receive a card with the dates of the vaccinations and other treatments we give your puppy.
  - c. Play with your puppy but allow him/her to rest. Slowly allow the puppy to become accustomed to the surroundings and what to do and what not to do. **DO NOT GIVE FREE ROAM UNTIL THE PUPPY KNOWS THE PLACES NOT TO GO AND THE DANGERS AROUND THE HOUSE.**
    - i. **IF HE/SHE STARTS CHEWING ON ELECTRICAL CORDS... IMMEDIATELY CORRECT WITH A STERN NO! NO!** You can get a plastic automotive wiring cover at any auto parts store.
    - ii. Make sure all poisons are where your puppy cannot get them. Poinsettias and other plants are dangerous to dogs. Some mushrooms are also deadly. We had one customer's little guy eat one and died in a few hours.
    - iii. Beware of animals such a coyotes, wolves, hawks and other dogs that can kill your puppy. Several customers have lost their dogs to these animals. A Dachshund knows no fear. They were bred to hunt badger and wild boar- pound for pound the meanest animals on the planet.
    - iv. Avoid feeding from the table unless you want a lifetime of a whining dachshund interrupting your meals. **THEY KNOW HOW TO BEG AND ONCE FED LOVE YOU TO DEATH TO GET MORE.** IF you are not careful, your dachshund will have YOU as THEIR slave. They are cunning and know how to get what they want. The New-Vet vitamins and green beans are a good treats that do not add calories to their diet.
    - v. Your dachshund should have just enough fat to cover the ribs smoothly so you can slightly see them. When their back has a valley along the spine fat deposits create this valley. As the valley becomes deeper, this indicates thicker fat deposits. Added weight is adding risk of back problems.
3. We have had several puppies run over by cars. Please do not allow your puppy free roam until he will "COME" on command. See training your puppy later. Your puppy will run to meet you when you come home. They will try to get in the car when you leave. Dachshunds love people and want to be with you constantly. They love to 'go'! Unfortunately, your puppy does not recognize the danger so train him/her the danger of cars as one of the first things you do. Watch that he/she does not run in the road or drive way. Keep a close watch over your puppy the first 6 months and the first two years.
  4. You may notice a Teenie Weenie dachshund is shorter and has longer legs than a 'typical' dachshund. These characteristics produce a stronger more durable skeletal structure; however, dachshunds are known to have back problems and anything you can do to help prevent these problems can save you money and heartache in the long run. Steps and ramps are good ideas. BUT we know that dachshunds love to jump and run. Hopefully the characteristics bred into our Teenie Weenies will help overcome some of these problems. **WE ONLY BREED FOR PETS. WE DO NOT SELL OR ALLOW BREEDING OF OUR DOGS BECAUSE OF THE SKILL, EXPERTISE AND KNOWLEDGE REQUIRED TO RAISE THESE SMALL DOGS.**
  5. Please do not hesitate to call with questions or problems. We are glad to help.

## **YOUR NEW PUPPY**

### **HOUSE TRAINING YOUR NEW PUPPY**

The first thing is to set up an area for your puppy. Preferably, you have an area of concrete, tile, linoleum, hardwood or other area that is relatively waterproof and easy to clean. If this is not available, you will need to use a crate if your puppy is left alone for longer periods (more than 4 hours), the larger the better! Below are diagrams of how to set up a crate or a living area for your puppy.

For a young puppy, use a crate with a bed and a pad. Use as small a bed as possible to keep the puppy from messing in the bed **AND PUT THE BED IN THE FRONT OF THE CRATE SO HE WILL NOT RUN THROUGH THE MESS TO GET TO YOU!!** Use a pad for the rest of the crate. The puppy should sleep in the bed and use the pad for relief. This system will eventually and almost automatically pad train a puppy. When you take your puppy out for play, put a pad in the play area. *TIP: rub the new pad on a soiled pad so the puppy will smell where to go.* You can use this for puppies up to about 12 weeks.

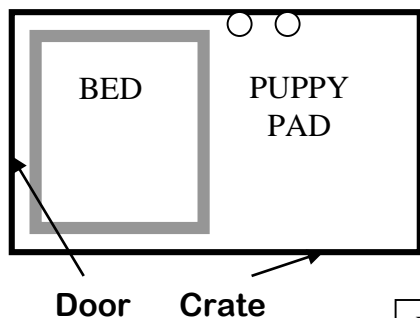


Fig. 1

### **CRATE TRAINING**

ONCE PUPPY CAN GO ALL NIGHT WITHOUT MESSING IN CRATE. REMOVE PAD AND TAKE PUPPY OUTSIDE TO POOP AND PEE. IF YOU KEEP YOUR DOG IN THE HOUSE, JUST KEEP PADS DOWN FOR THE DOG IN THE HOUSE AND HE WILL EVENTUALLY USE THOSE. *TIP: Always clean up accidents using an agent to remove the scent so the dog will not return to that area..*

### **PLAY AREA**

This is a good set up for a puppy to stay in for over 4-6 hours, -when you have to work, for example. This is an excellent way to pad train a puppy.

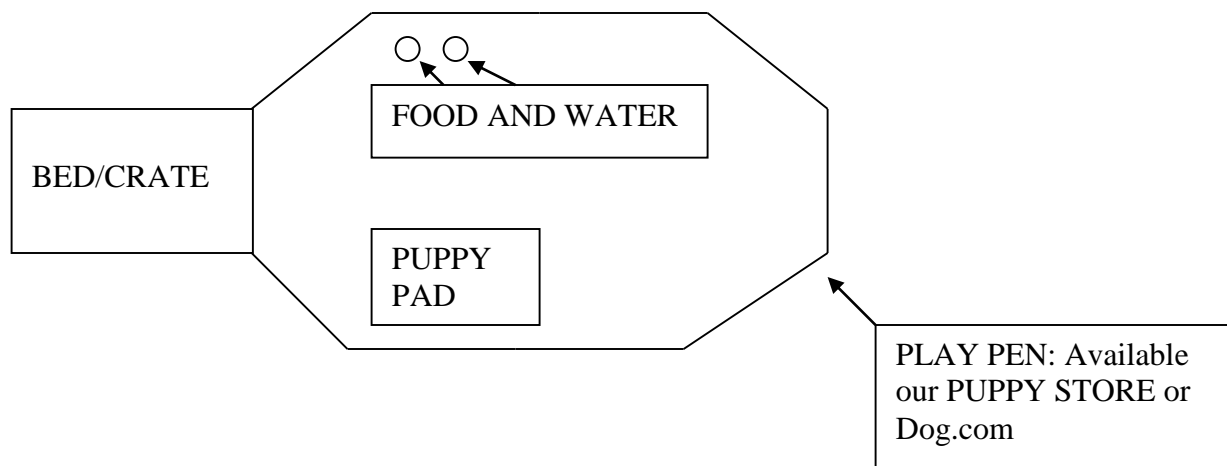


Fig. 2

The crate (fig. 1) is an excellent way to begin training a puppy from birth to about three months of age. It teaches the puppy to use a pad. Once the puppy knows to use the pad set up a play area as pictured in figure 2. Remember to rub each new pad on an old pad and put the pad in the same place so the puppy can smell and remember where to go. Or, if the puppy finds a place to go, put a pad there.

Depending on the dog, you can begin official crate training at 3-6 months. When the puppy can stay in the crate all night without relief, you can begin crate training. Keep the puppy in the crate at night and first thing in the morning take the puppy outside to relieve himself. Allow the puppy to walk around until he finds a place to do his business. Hint: set up a poop area outside by putting some feces and urine in an area you want the puppy to use. Dogs instinctively hunt out old poop and urine as a place to continue relief. Be patient. Allow the dog to complete both jobs. Once

complete, bring the puppy in for treats and play time. This is his reward. Watch for the puppy to begin sniffing and circling and then assuming the position- squatting or humping is usually too late. Get to know the dog's schedule. You can then take him out and give a command to, "Go pee or Go poop."

If the dog goes outside and plays and then comes in the house and soils the house, you have trained him to do his deeds in the house. This behavior is very hard to break. You must put the dog in a crate with only a bed and strictly follow a schedule of going outside for the dog to relieve himself each hour. If the dog does not use the yard bring him inside and put him in the crate for an hour then take him back outside- repeat this procedure until the puppy relieves himself outside. Once this is accomplished praise, reward and play with your puppy. Then back to the crate. Be strict- be consistent.

### **FEEDING YOUR NEW PUPPY**

Food and water is very important especially the first two weeks. The first days remember your puppy is under extreme stress.

#### ***WATER:***

Make sure the puppy drinks water immediately upon arrival at the airport. Our dogs are drink well water and may refuse city water with a strong chlorine smell. In this case use bottled water and in a couple of days he will become accustomed to your water. Raised on water from a mountain spring that bubbled up under a huge beech tree, I have always been extremely particular about my water. Sueann did not realize the difference until she tasted some good water. Always make sure you puppy has a good clean supply of water available. Lucy has learned how to tell me if she's out of water. She tries to drink my water and then looks at me as if to say, "where's mine?" I ask her what she wants and she will go to her bowl. She can also tell me if she wants food from the refrigerator or on the counter. If you listen you'll be surprised what you dog will tell you.

#### ***FOOD:***

We always include food with your new puppy. The food is what the puppy has been eating. We feed Diamond Small Breed Puppy. Based on our experience this is the best food available at an economical price. Please do not change you puppy's food for the first week due to the stress of a new home. If you choose to change the puppy's food do so gradually. Mix a small amount of the new food with the food we sent and increase the amount over 5 or so days gradually replacing the Diamond with the new food. We do not recommend Science Diet. Vets seem to love it but in the past we have experienced problems when switching in the first month you have a new puppy.

Coccidia can be a common problem caused by stress. One thing you can do to prevent coccidia is to avoid stress as much as possible. Give your puppy time to adapt to the new situation before switching his diet. Allow plenty of rest. He is a PUPPY and needs about 2-3 hours rest for every 30-45 minutes of playtime! Let children hold the puppy like a baby and let him sleep. Dachshunds love to sleep on you and in your clothes.

We do not encourage feeding at the table. Weiner dogs are chowhounds and will eat almost anything you eat. Some foods are poisonous to dogs like chocolate, grapes, green peppers, onions and others. Also, some house plants are poisonous too like poinsettias. A partial list of foods and plants not to feed your dog is included at the end of this section. Treats and table food many times result in a FAT dog. Dachshunds have a history of back problems and you will find our dogs on average are shorter than most due to that problem. We believe that a shorter dog will have less back problems. We try to breed pets that will stand up to hardwood floors and the common every day jumping and playing Dachshunds enjoy. However, do not make a known

problem worse by feeding your dog too much or offering fatty or sugary treats. Green beans and carrots make good treats as well a watermelon and very small bites of meat.

### **RESTING YOUR NEW PUPPY**

Your puppy is growing and needs rest. Rest reduces stress and stress related problems such as coccidia. One of the first signs of coccidia is mucus in the stool and possibly bloody diarrhea. Anytime you see bloody diarrhea visit the vet. This is a sign of several health problems...ALL OF WHICH ARE DANGEROUS. As he gets older, you will have plenty of time to play. In fact, you may find as we did that we needed another dog to keep our Weiner dog occupied. Lucy would come up to us bouncing around wanting to play and we were worn out- Along came Ziggy. At six weeks, a puppy needs 3-4 hours rest for each 30-45 minutes of playtime. At eight weeks about 2-3 hours of rest for each 30-45 minutes of play time. By 10 to 12 weeks, you will notice the puppy slowing down and wanting to crawl in your arms to sleep when tired. They love to sleep on your chest- maybe because they want to hear your heart beat- I don't know. They love to snuggle up in a warm place on your lap or in a blanket or in laundry fresh out of the dryer. Shorthaired dogs are the worst at trying to find warm places. They love to lay in the sun and by the fireplace. When your dog gets about 6 years old he will slow down and do more sleeping and less running- at least most of ours have.

### **TRAINING YOUR NEW PUPPY**

GROWING UP I TRIED TO TRAIN SEVERAL DOGS I HAD. TWO DOGS WORKED OUT FINE. THE REST... WELL!! They were dumb. Our puppies tend to be pawing at you when they first start walking. Soon after that they are playing with toys and soon begin to fetch. The more a dog interacts with a human presence, the easier he is to train. I always say, "When you look at a Dachshund he looks back!" These are dogs that are easy to train especially if they are chowhounds which Dachshunds are! Start with the sit command. The dog will naturally sit. What you have to do is to begin to communicate to the dog that you want him to sit when you say sit. He has to know what to do when you say sit. THIS IS LEARNED BEHAVIOR!!! Therefore, you must TEACH your dog to sit when you say sit... Well How?

First give the command, "Sit!" Your dog will have no idea what is going on. Watch the dog and when he accidentally sits give him a treat. I prefer small bites of Vienna sausages. Split the sausage into 4 parts and slice into ¼ inch or less pieces. Play this game for about 10 minutes. The dog will start to get bored if you work much longer than this. DO NOT BECOME FRUSTRATED AND PUNISH OR YELL AT THE DOG. If you want to train her, it must be enjoyable. If it's not fun how long do you think you would last? Continue on a regular basis. If your dog responds well you may find that 30-minute sessions work great. The first session with Lucy I had her about 50% sitting. Later I worked and got her doing better. Soon she was about 90% on sitting. As we moved along I added new tricks. I suggest this order: 1. Sit, 2. Stay, 3. Come. Why this order? Come is the most important command. When a dog gets loose in a dangerous situation SHE MUST COME ON COMMAND! A dog naturally sits so teach her to associate the word sit with the action sit. When she realizes that she gets food when she obeys the battle's won. Sit is the easiest command to teach. Once the dog will sit teach stay. A hand gesture always helps when directing the dog what to do. A hand up with the palm facing the dog is a good motion to use along with the stay command. Walk a few steps back and stop repeating the command stay. Don't expect to get too far. Once you realize the distance you can move away from the dog stop short of that distance and stand. If the dog does not move give a treat. Increase the wait time and distance over time.

Now your dog should be sitting on command and staying on command. Now teach come. Say 'come' and the dog will probably immediately release and rush to get a treat. Practice to makes

perfect. Soon your dog will sit on command, stay on command and come on command. As you learn how your dog communicates with you training will become easier and you can try more difficult tricks. Always reinforce the COME command because it is so important. In a dangerous situation along a highway or elsewhere a dog must come on command to prevent injury or death. Tricks are a lot of fun for you and your dog- but they are also necessary to control your dog in a dangerous situation.

Now you can move to “roll over”, “play dead” and any trick you can think of such as ringing a bell to go potty. Lucy would “love” daddy or mommy, beg three different ways, speak, and many other things. We traveled a lot before we started raising dachshunds. Lucy would go outside off leash. She knew what she was doing and how to behave. We only had to worry about other dogs. A stern warning would bring her back to my side. I could control how far she would ‘lead’ ahead tell her where to go. One of our customers had her puppy doing these tricks and more in just a few weeks after taking her home. Dachshunds love to please and learn to communicate quit quickly. You will find that your dachshund soon becomes a member of the family and will react almost as a person. They watch everything and usually assume the highest spot closely watching everything going on. If anything different happens you can bet your dachshund will let you know.